






Certificate ID: **30891**      Received: **5/21/2018**  
 Client Sample ID: **Elite-25mg-wholepet-soft-gel**  
 Lot Number:  
 Matrix: **Capsules/Tablets - Capsule**



**Loveland Molecular Labs**  
 3985 S Lincoln Ave, Suite 2b  
 Loveland, CO 80537  
 Attn: Caleb Kane

Authorization: <b>Matthew Silva, Chemical Engineer</b>	Signature: 	Date: <b>6/6/2018</b>
---	--	--------------------------



The data contained within this report was collected in accordance with the requirements of ISO/IEC17025:2005. I attest that the information contained within the report has been reviewed for accuracy and checked against the quality control requirements for each method. These results relate only to the test article listed in this report. Reports may not be reproduced except in their entirety.




**CN: Cannabinoid Profile & Potency [WI-10-04]**

Analyst: **RAS**

Test Date: **6/4/2018**

The client sample was analyzed for plant-based cannabinoids by Convergence Chromatography (CC). The collected data was compared to data collected for certified reference standards at known concentrations.

**30891-CN**

ID	Weight %	Conc.			
<b>Δ9-THC</b>	<b>0.17 wt %</b>	<b>0.79 mg/Capsule</b>			
<b>THCV</b>	<b>ND</b>	<b>ND</b>			
<b>CBD</b>	<b>4.97 wt %</b>	<b>23.08 mg/Capsule</b>			
<b>CBDV</b>	<b>0.03 wt %</b>	<b>0.14 mg/Capsule</b>			
<b>CBG</b>	<b>0.12 wt %</b>	<b>0.55 mg/Capsule</b>			
<b>CBC</b>	<b>0.02 wt %</b>	<b>0.09 mg/Capsule</b>			
<b>CBN</b>	<b>0.02 wt %</b>	<b>0.08 mg/Capsule</b>			
<b>THCA</b>	<b>ND</b>	<b>ND</b>			
<b>CBDA</b>	<b>ND</b>	<b>ND</b>			
<b>CBGA</b>	<b>ND</b>	<b>ND</b>			
<b>Total</b>	<b>5.33 wt%</b>	<b>24.74 mg/Capsule</b>	<b>0%</b>	<b>Cannabinoids (wt%)</b>	<b>5.0%</b>
<b>Max THC</b>	<b>0.17 wt%</b>	<b>0.79 mg/Capsule</b>			
<b>Max CBD</b>	<b>4.97 wt%</b>	<b>23.08 mg/Capsule</b>			

**Ratio of Total CBD to THC 29.2:1**

Max THC (and Max CBD) are calculated values for total cannabinoids after heating, assuming complete decarboxylation of the acid to the neutral form. It is calculated based on the weight loss of the acid group during decarboxylation: Max THC = (0.877 x THCA) + THC. ND = None detected above the limits of detection (LLD)

The client sample was analyzed for pesticides using Liquid Chromatography with Mass Spectrometric detection (LC/MS/MS). The method used for sample prep was based on the European method for pesticide analysis (EN 15662).

**30891-PST**

Analyte	CAS	Result	Units	LLD	Limits (ppb)	Status
Abamectin	71751-41-2	ND	ppb	0.20	300	PASS
Azoxystrobin	131860-33-8	ND	ppb	0.10	40000	PASS
Bifenazate	149877-41-8	ND	ppb	0.10	5000	PASS
Bifenthrin	82657-04-3	ND	ppb	0.20	500	PASS
Cyfluthrin	68359-37-5	ND	ppb	0.50	1000	*
Daminozide	1596-84-5	ND	ppb	10.00	10	PASS
Dichlorvos	62-73-7	ND	ppb	3.00	10	*
Etoxazole	153233-91-1	ND	ppb	0.10	1500	PASS
Fenoxycarb	72490-01-8	ND	ppb	0.10	10	PASS
Imazalil	35554-44-0	ND	ppb	0.10	10	PASS
Imidacloprid	138261-41-3	ND	ppb	0.10	3000	PASS
Myclobutanil	88671-89-0	ND	ppb	0.10	9000	PASS
Paclobutrazol	76738-62-0	ND	ppb	0.10	10	PASS
Piperonyl butoxide	51-03-6	ND	ppb	0.10	8000	PASS
Pyrethrin	8003-34-7	ND	ppb	0.1	1000	PASS
Spinosad	168316-95-8	ND	ppb	0.1	3000	PASS
Spiromesifen	283594-90-1	ND	ppb	0.10	12000	PASS
Spirotetramat	203313-25-1	ND	ppb	0.10	13000	PASS
Trifloxystrobin	141517-21-7	ND	ppb	0.10	30000	PASS

\* Testing limits for ingestion established by the State of California: CCR, Title 16, Division 42, Chapter 5, Section 5313. ND indicates "none detected" above the lower limit of detection (LLD). Analytes marked with (\*) indicate analytes for which no recovery was observed for a pre-spiked matrix sample.

**END OF REPORT**